

SWUF series UF Modules

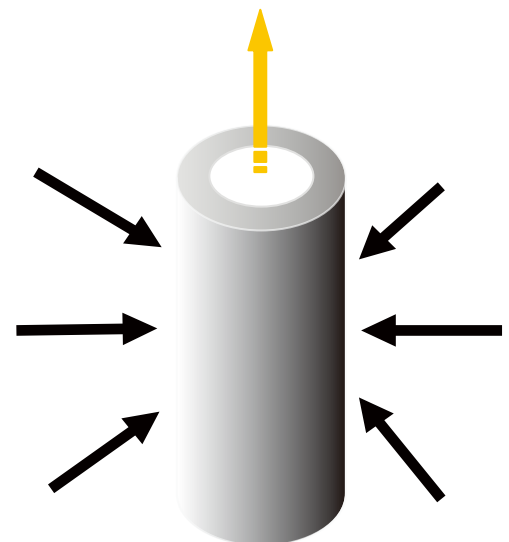
DESCRIPTION

SWUF modules are made with high strength hollow fiber PVDF with 0.03 μ m pore size. It offers high tolerance to chemical cleaning. Ultrafiltration (UF) provides excellent retention performance to particles, suspended solids, colloidal material, bacteria and viruses. PVDF modules are used in a variety of applications including municipal water, drinking water, power plants, petrochemical, reverse osmosis pretreatment for desalination plants and high purity water.



FEATURES

- 0.03 μ m pore size guarantees stable permeate
- Modified hydrophilic PVDF membrane with easy wetting performance
- High tolerance to varying influent water qualities
- Reduced pretreatment requirements due to outside-in flow
- High chemical resistance
- Energy saving due to low operating pressure
- Standard models allow for easy retrofits



APPLICATIONS

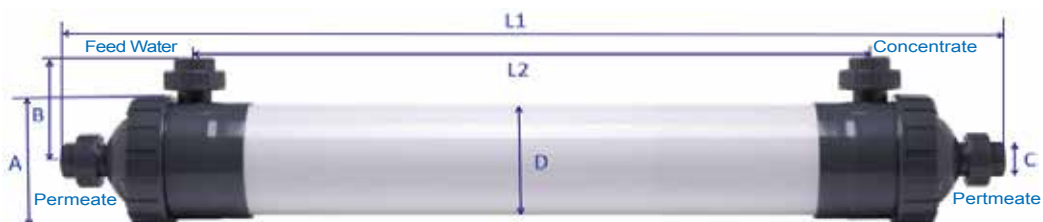
- Reverse osmosis pretreatment system
- Municipal wastewater treatment
- NSF potable water treatment
- Industrial wastewater treatment
- Wastewater recycle
- Surface and groundwater treatment



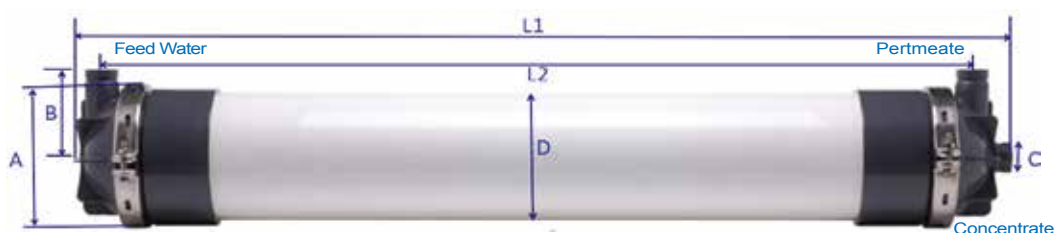
SWUF series UF Modules

SPECIFICATIONS

Unions Joint



Coupling Joint



Module Type	SWUF3540-8	SWUF6341-25	SWUF7857-55	SWUF7847-40	SWUF7862-55	SWUF9862-75
Membrane Surface Area(m ² /ft ²)	8 / 86.11	25 / 269.10	55/592	40 / 430.55	55 / 592	75 / 807.29
Hollow Fiber Material	PVDF					
Pore Size (μm)	0.03	0.03	0.03	0.03	0.03	0.03
ID / OD (mm / inch)	0.7 / 1.3 (0.027 / 0.051)					
Flow Direction	Outside - in					
L1 (mm / inch)	1,225 / 48.23	1,410 / 55.51	1,882 / 74.09	1,295 / 50.98	1,670 / 65.75	1,670 / 65.75
L2 (mm / inch)	1,025 / 40.35	1,045 / 41.14	1,473 / 57.99	1,200 / 47.24	1,595 / 62.80	1,595 / 62.80
D (mm / inch)	90 / 3.54	160 / 6.30	200 / 7.87	200 / 7.87	200 / 7.87	250 / 9.84
A (mm / inch)	110 / 4.33	195 / 7.68	240 / 9.45	235 / 9.25	235 / 9.25	290 / 11.42
^C In/Outlet Connector	DN25	DN32	DN40	DN50	DN50	DN50
Housing Material	UPVC					
Joint Material	UPVC	UPVC	UPVC	Stainless Steel	Stainless Steel	Stainless Steel
Potting Material	Epoxy Resin					
Max. Feed Pressure (MPa / psi)	0.3 / 43.52					
Operation Flux (L / H)	400 - 1,200	1,250 - 3,750	3,000 - 9,000	2,000 - 6,000	2,750 - 8,250	3,750 - 11,250
Max. TMP (MPa / psi)	0.2 / 29.01					
Operation Temp (°C / °F)	5 - 40 (41 - 104)					
pH Range	2 - 10	2 - 10	2 - 10	2 - 10	2 - 10	2 - 10
Max. Turbidity (NTU)	300	300	300	300	300	300
Permeate Turbidity	≤0.1 NTU					
Permeate SDI	≤ 3.0	≤ 3.0	≤ 3.0	≤ 3.0	≤ 3.0	≤ 3.0
Max. Continue Chlorine (ppm)	1,000					
Backwash Flux (L / H)	600 - 800	1,900 - 2,500	4,500 - 6,000	3,000 - 4,000	4,200 - 5,500	5,500 - 7,500
Air Wash Flux (Nm ³ /H)	0.6 - 1.0	1.5 - 3	4 - 6	3 - 5	4 - 6	6 - 9